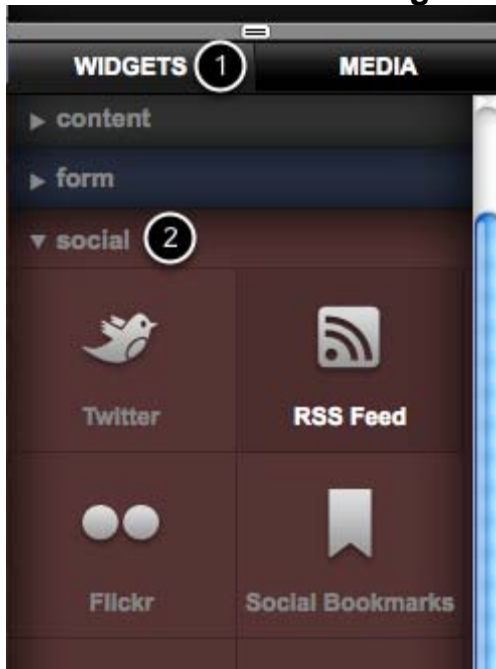


RSS feed widget

How to use the RSS feed widget to add a dynamic RSS feed to your page

Locate the RSS feed widget



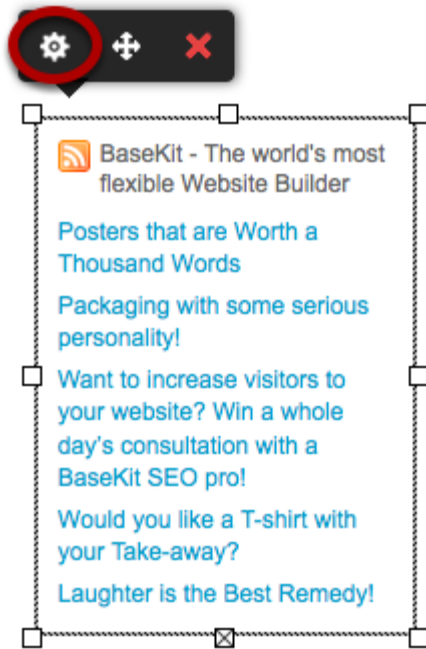
Click on the widgets tab (1) and then click on the Social group (2). You may need to scroll down to see the RSS feed widget

Drag and drop the widget onto an edit zone



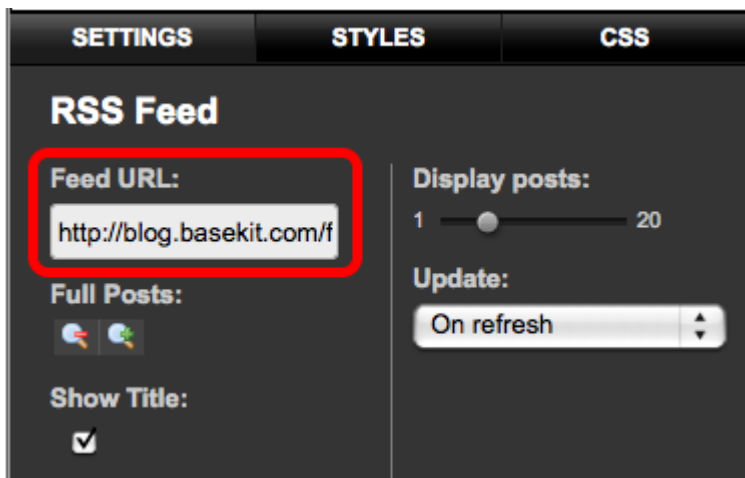
When you drop the widget, it will show the default RSS feed

Edit the default settings



Click and drag to position the widget. Click the edit button to show the RSS feed settings panel.

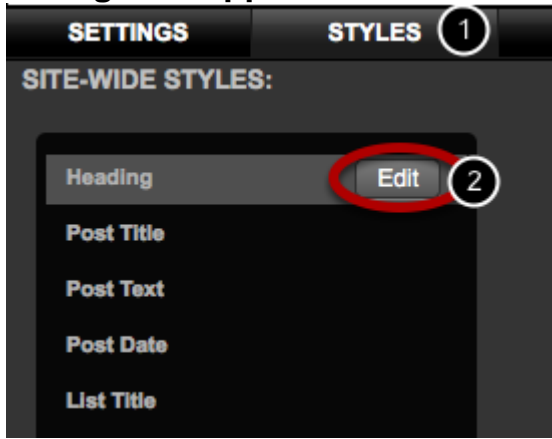
Change the RSS feed source



Paste a feed URL into the field. Press the return key on your keyboard or click the OK button to set the feed. After a few seconds the RSS widget will update.

Note: A Feed URL is not the same as a website URL. You can not use a Service site URL as an RSS feed.

Change the appearance of the RSS feed



Click on the styles tab (1) to display the widget styles controls. Click on a text style Edit button (2) and then use the controls to adjust the style.